

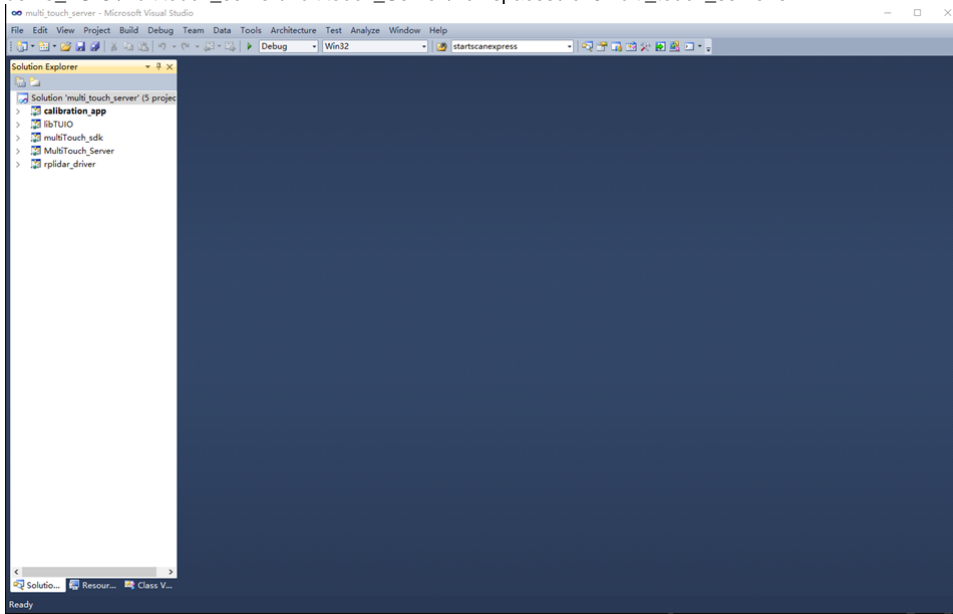
KBLD183003 RPLiDAR

⋮

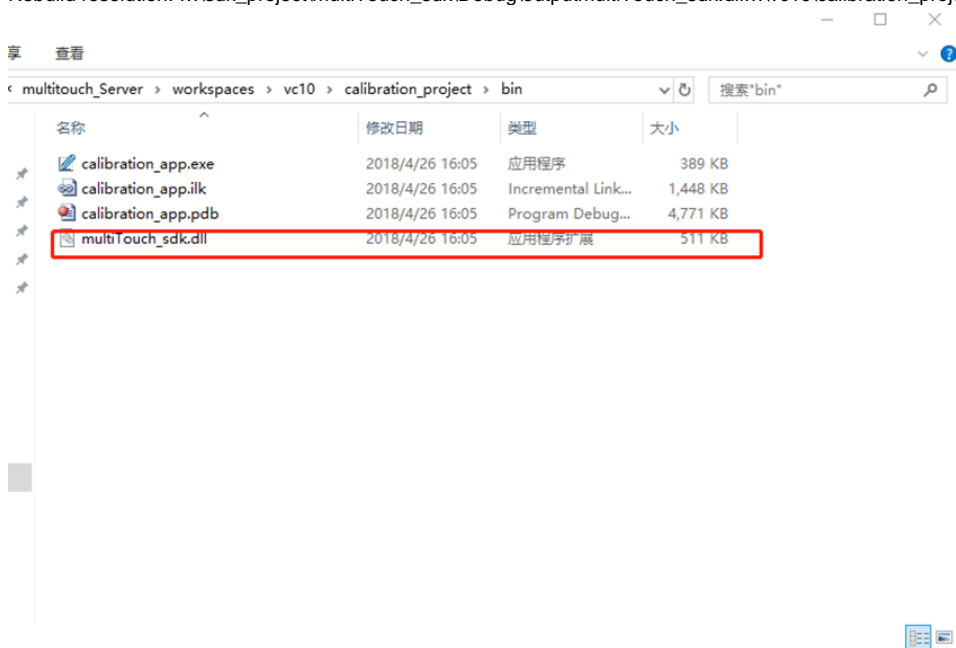
: <https://pan.baidu.com/s/1sJn9BTAYEqMLxU8daHJvxg> : nuwk

RPLiDAR A1SDKVS 2010

1. demo_TUIO\multitouch_server\multitouch_Server\workspaces\vc10\multi_touch_server.sin

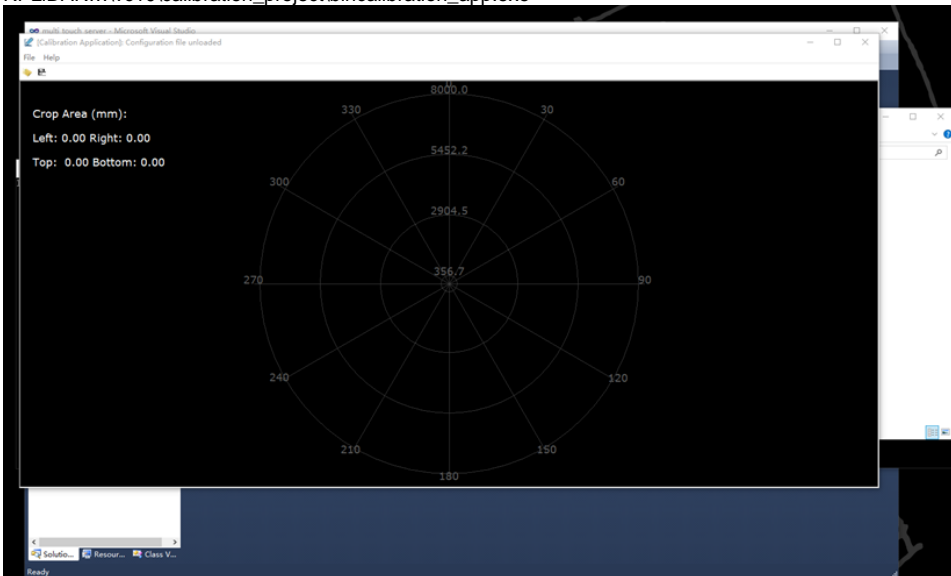


2. Rebuild resolution. ...sdk_project\multiTouch_sdk\Debug\outputmultiTouch_sdk.dll...vc10\calibration_project\bin...\server_project\bin.



dllmultiTouch SDK

3. RPLIDAR...\vc10\calibration_project\bin\calibration_app.exe

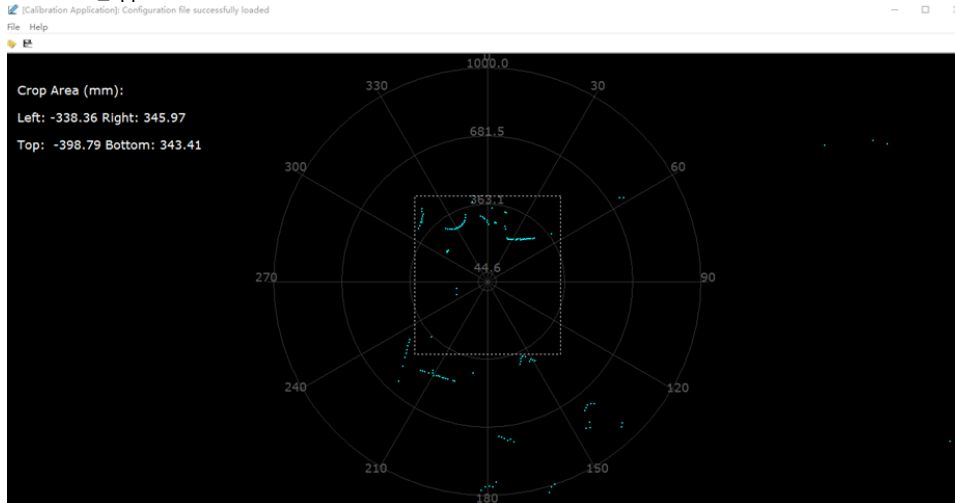


4. load configuration...\vc10\server_project\multi_touch.json clientipTouch area

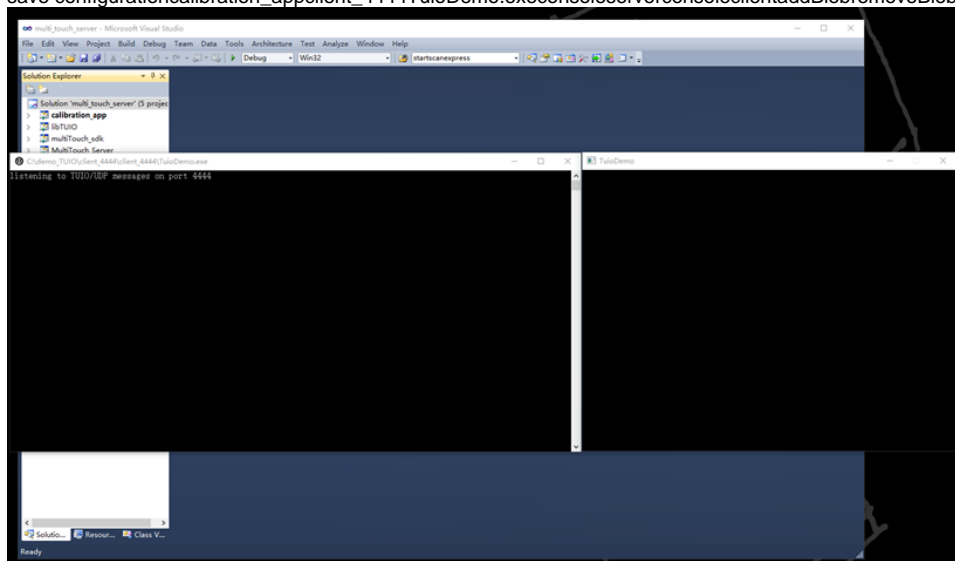
```
multi_touch.json - 记事本
文件(F) 编辑(E) 格式(O) 查看(V) 帮助(H)

{
  "angle_offset" : 180.0,
  "client_address" : "127.0.0.1:4444;127.0.0.1:5555",
  "connect_path" : "Serial:COM3,115200",
  "show_lidar_scan" : 1,
  "show_touch_point_coordination" : 1,
  "touch_area" :
  [
    -0.3383560776710510,
    -0.3987899422645569,
    0.3459688723087311,
    0.3434090614318848
  ]
}
```

5. calibration_appTouch Area




6. save configurationcalibration_appclient_4444TuioDemo.execonsoleserverconsoleclientaddBlobremoveBlobBlob



client_44444444

7. server...vc10\server_project\binMultiTouch_Server.exe. clientserverconsoleaddremove blob



demo_TUIO.MOV

