

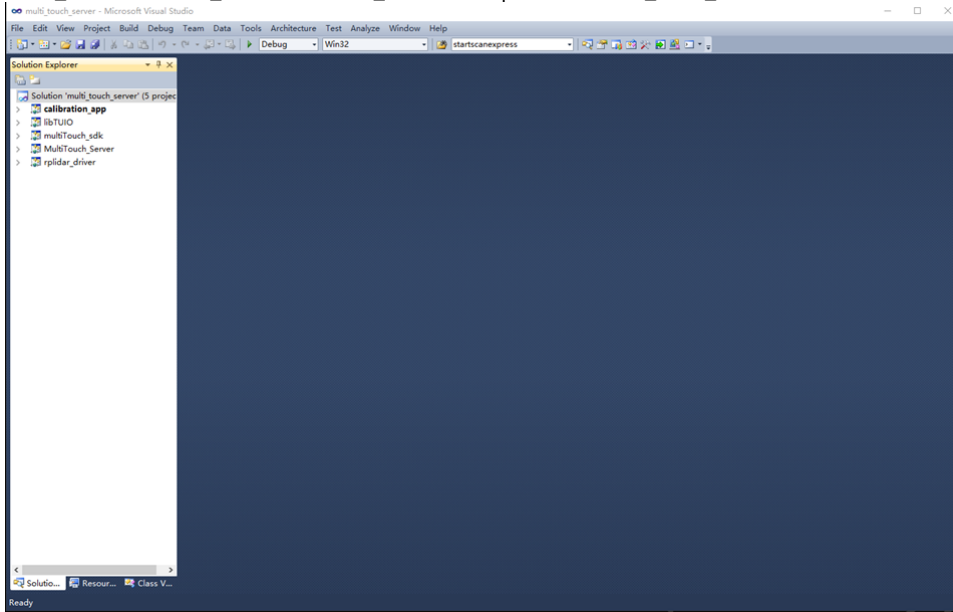
# KBLD183003 RPLiDAR

⋮

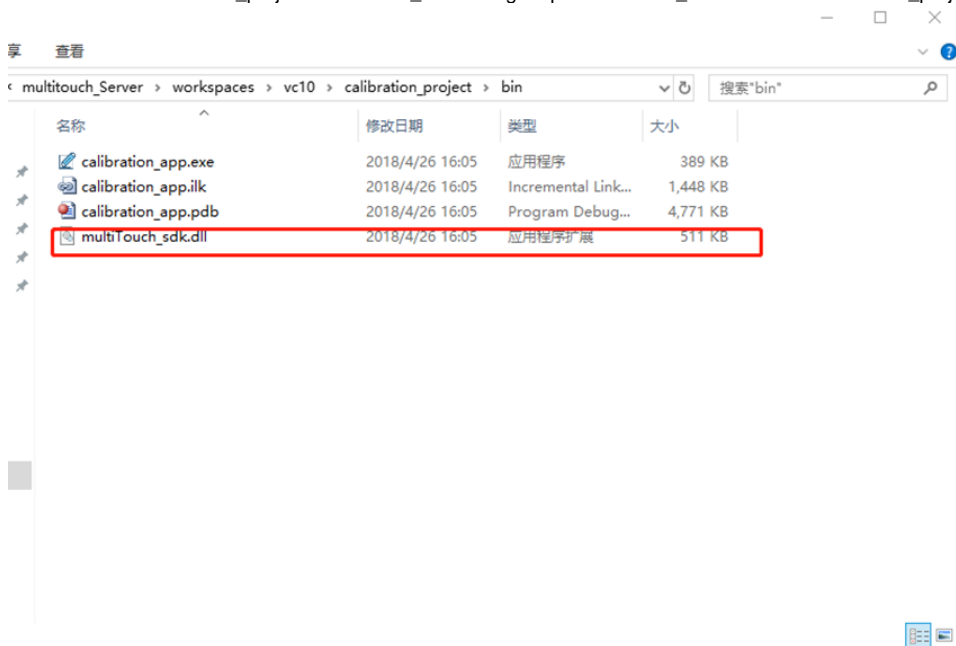
: <https://pan.baidu.com/s/1sJn9BTAYEqMLxU8daHJvxg> : nuwk

RPLiDAR A1SDKVS 2010

1. demo\_TUIO\multitouch\_server\multitouch\_Server\workspaces\vc10\multi\_touch\_server.sin

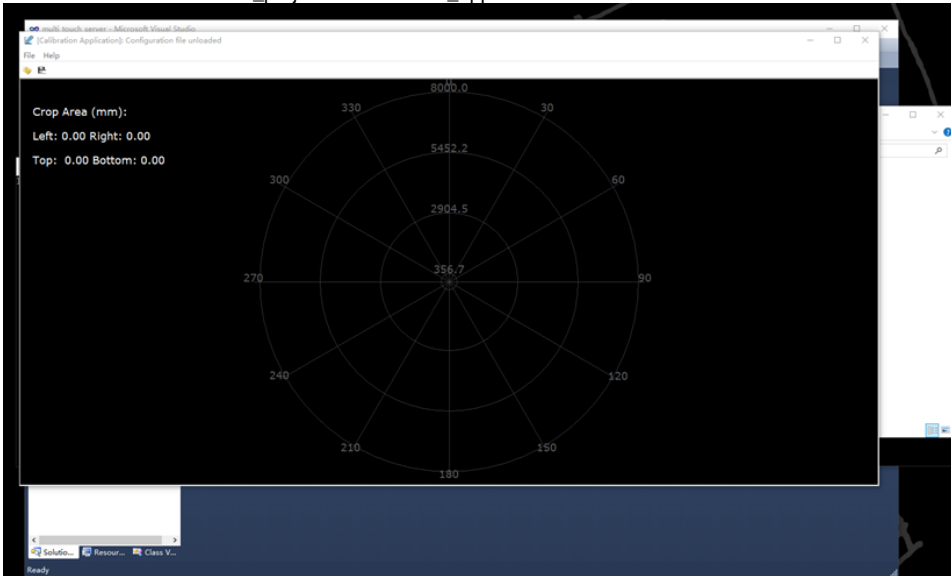


2. Rebuild resolution. ...sdk\_project\multiTouch\_sdk\Debug\outputmultiTouch\_sdk.dll...vc10\calibration\_project\bin...server\_project\bin.



dllmultiTouch SDK

3. RPLIDAR...\vc10\calibration\_project\bin\calibration\_app.exe

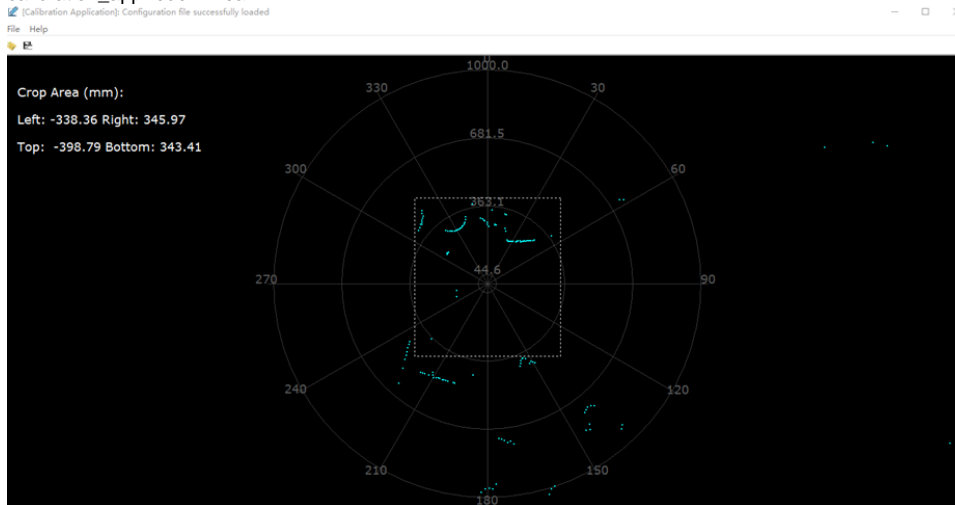


4. load configuration...\vc10\server\_project\multi\_touch.json clientipTouch area

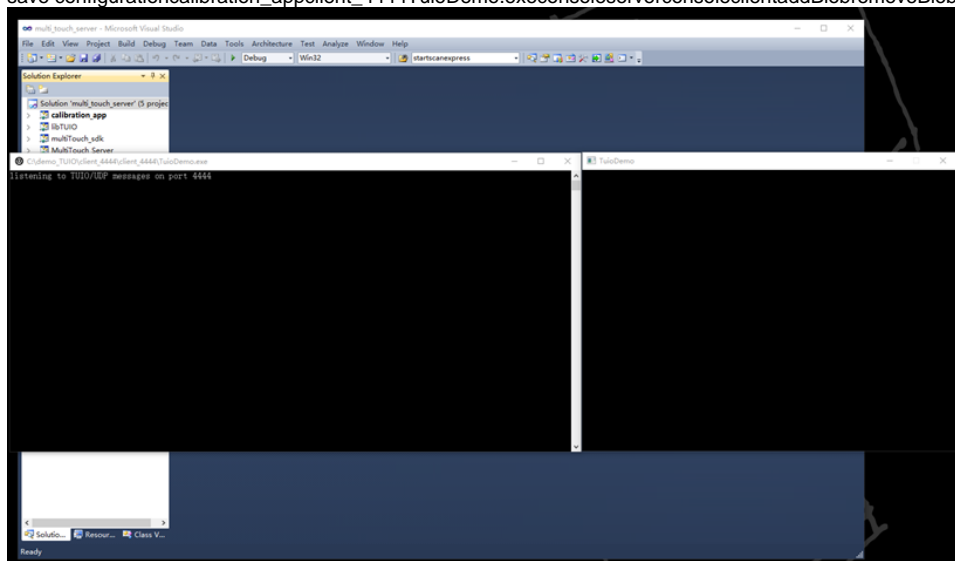
```
multi_touch.json - 记事本
文件(F) 编辑(E) 格式(O) 查看(V) 帮助(H)

{
  "angle_offset" : 180.0,
  "client_address" : "127.0.0.1:4444;127.0.0.1:5555",
  "connect_path" : "Serial:COM3,115200",
  "show_lidar_scan" : 1,
  "show_touch_point_coordination" : 1,
  "touch_area" :
  [
    -0.3383560776710510,
    -0.3987899422645569,
    0.3459688723087311,
    0.3434090614318848
  ]
}
```

5. calibration\_appTouch Area




6. save configurationcalibration\_appclient\_4444TuoDemo.execonsoleserverconsoleclientaddBlobremoveBlob



client\_44444444

7. server...vc10\server\_project\binMultiTouch\_Server.exe. clientserverconsoleaddremove blob



demo\_TUIO.MOV

