

KBSW180129 Win32-slamware

configure_network_demoAPSTA

- -
 -
 -
 -
-

- - Visual Studio 2010 SP1
 - Slamware Windows SDK:[Slamware Windows SDK](#)
 - RoboStudio():[Robostudio installer](#)
 - Sample Code:

Visual Studio

Visual Studio 2010SP1.Net FrameworkSP1

- - Slamware SDP mini
 - Slamware SDP
 - Slamware Slamware
 - Zeus/Apollo
-

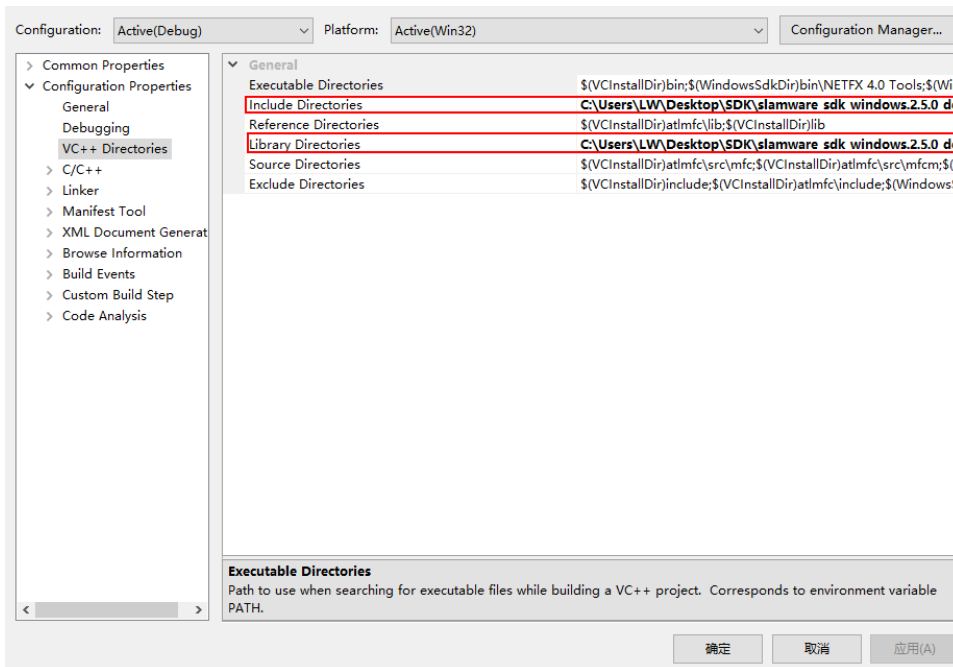
Win32-

1. samplesconfigure_network_demo, StartUp project

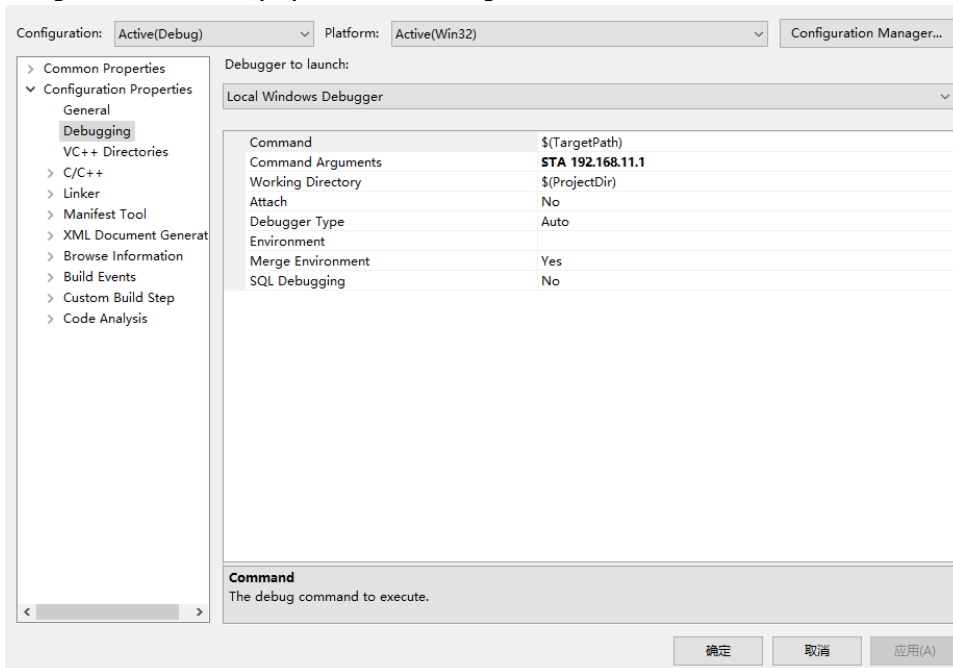
- 📁 Solution 'samples' (9 projects)
- > 📁 artifacts_demo
- > 📁 composite_map_demo
- > 📁 **configure_network_demo**
- > 📁 get_laser_scan
- > 📁 get_power_status
- > 📁 get_sensor_value
- > 📁 go_home_to_charge
- > 📁 move_to_spot
- > 📁 rotation_action_demo

2. configure_network_demo, Slamware SDK includelib

Slamware SDKIncludelib/Visual Studio



3. configure_network_demo, propertiesCommand Arguments



```
configure_network_demo [OPTS] <SDP IP Address>
slamware_address      The ip address string of the SLAMWARE SDP.
AP                    Configurated network in AP mode.
STA                   Configurated network in STA mode.
--disable-dhcp        disable dhcp.
--enable-dhcp         enable dhcp.
--disable-wifi        disable wifi
-h                    Show this message
```

4. F5
5. APSTA

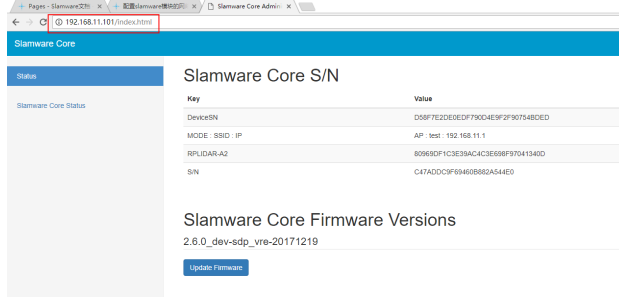
- AP
wifi, IP

```

PS C:\Users\LW\Desktop\SDK\samples\samples\Debug> .\configure_network_demo.exe 192.168.11.1 AP
Connecting SDP @ 192.168.11.1...
SDK Version: 2.5.0_dev
SDP Version: 2.6.0_dev-sdp_vre-20171219
Configure network in AP mode
ssid: test
password: 12345678
IP: 192.168.11.101
channel: 6
Configuring network, please use the new setting to connect the next time
PS C:\Users\LW\Desktop\SDK\samples\samples\Debug>

```

wifitest12345678slamware AP 192.168.11.101slamware192.168.11.1



wifi6



- STA

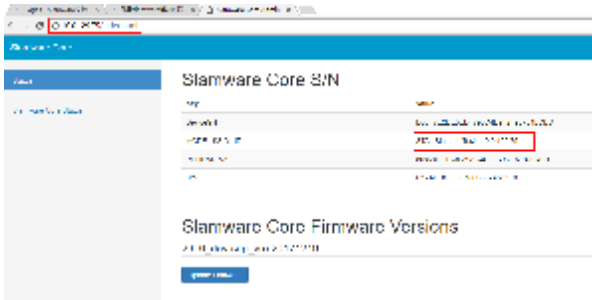
IP

```

PS C:\Users\LW\Desktop\SDK\samples\samples\Debug> .\configure_network_demo.exe 192.168.11.1 STA
Connecting SDP @ 192.168.11.1...
SDK Version: 2.5.0_dev
SDP Version: 2.6.0_dev-sdp_vre-20171219
Configure network in station mode
Please enter Wifi Name:
Slamtec-Test
Please enter Wifi password:
[REDACTED]
Configuring network, please use the new setting to connect the next time

```

slamwareIP10.0.129.75



disable/enable DHCP, disable WIFI,

- slamwareAP

AP

```
std::map<std::string, std::string> options;
options["ssid"] = "test";
options["password"] = "12345678"; // password length should surpass 8
options["ip"] = "192.168.11.101"; // do not use address from 192.168.11.1 to 192.168.11.100
(reserved for internal usage)
options["channel"] = "6";
result = sdp.configureNetwork(NetworkMode::NetworkModeAP, options);
```

- slamwareSTA

STA

```
std::map<std::string, std::string> options;
options["ssid"] = ssid;
options["password"] = password;
result = sdp.configureNetwork(NetworkMode::NetworkModeStation, options);
```

- /DHCP

disable/enable DHCP

```
if (opt_enable_dhcp == true) {
    std::cout << "enable DHCP" << std::endl;
    options.clear();
    result = sdp.configureNetwork(NetworkModeDHCPEnabled, options);
}
if (opt_disable_dhcp == true) {
    std::cout << "disable DHCP" << std::endl;
    options.clear();
    result = sdp.configureNetwork(NetworkModeDHCPEnabled, options);
}
```

- WIFI

disable wifi

```
if (opt_disable_wifi == true) {
    std::cout << "disable wifi" << std::endl;
    options.clear();
    result = sdp.configureNetwork(NetworkMode::NetworkModeWifiDisabled,
options);
}
```